



PERFORMING AT THE
HIGHEST LEVEL!



MAFI Trailers

Industrial and Heavy-Duty Trailers / Roll and Cargo Trailers / Container Chassis

For internal transport within ports, industry and logistic centres, MAFI supplies industrial and heavy-duty trailers, as well as roll / cargo trailers and container chassis. All trailers are custom-built and are specially designed for your individual transport task.

A variety of designs are available. Payload, platform dimensions and the cover are freely selectable. When it comes to tires, you can choose between solid rubber, super elastic or pneumatic tires. You have the choice of coupling device to suit the towing vehicle and, if necessary, a suitable braking system as well. Superstructures like coil beds, stanchions, weather protection covers etc. are available. Safety features to ensure the secure transport of the load are also offered.

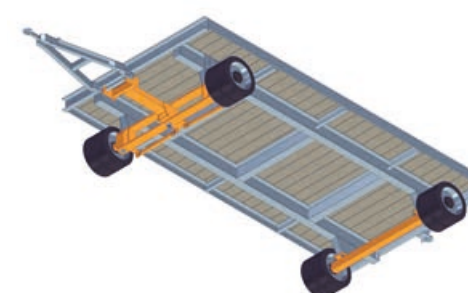


Industrial and Heavy-Duty Trailers



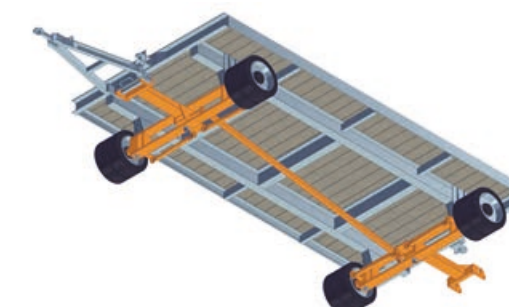
MAFI Industrial Trailers with axle pivot steering for payloads of up to 25 t

The advantages of axle pivot steering are stability and a low platform height.



Axle Pivot Steering Type 1060-2/1160-2

- great ground clearance
- low platform height
- tilt-proof
- good manoeuvrability when reversing



All-Wheel Axle Steering Type 1060/1160

- small turning radius
- in-line running
- reversible drawbar
- tilt-proof due to steering limitation

Industrial and Heavy-Duty Trailers



Industrial and Heavy-Duty Trailers

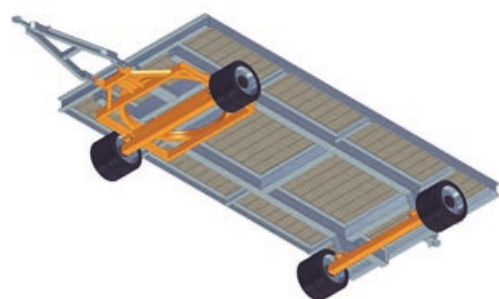


MAFI Industrial Trailers with turntable steering for payloads of up to 25 t

The advantage of the turntable steering is the robust, low-maintenance roller-bearing precision turntable.

MAFI Heavy-Duty Trailers with turntable steering for payloads of up to 63 t

The advantage of the turntable steering is the robust, low-maintenance roller-bearing precision turntable. The four pendulum axles give this trailer a perfect wheel load distribution




Turntable Steering Type 1010/1110

- great ground clearance
- particularly agile
- steerable up to 180°
- good manoeuvrability when reversing




Double Turntable Steering Type 1020/1120

- small turning radius
- in-line running
- reversible drawbar
- tilt-proof due to steering limitation



Turntable Steering Type 1110-4

- great ground clearance
- particularly agile
- steerable up to 180°
- good manoeuvrability when reversing



Double Turntable Steering Type 1120-4

- small turning radius
- in-line running
- reversible drawbar
- tilt-proof due to steering limitation

Industrial and Heavy-Duty Trailers

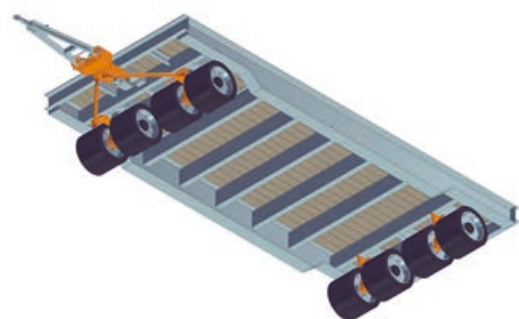


Industrial and Heavy-Duty Trailers



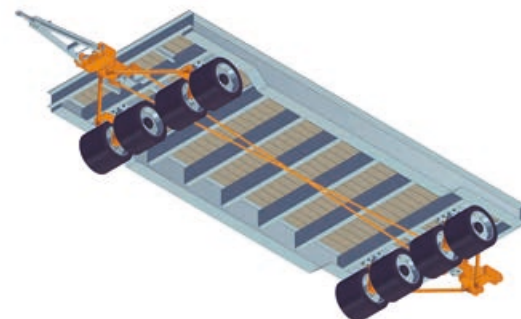
MAFI Heavy-Duty Trailers with axle tree bed bolster steering for payloads of up to 63 t

The advantages of axle tree bed bolster steering are based on the good stability and the low platform height. The four pendulum axles ensure a perfect wheel load distribution.



Two Steered Tree Bed Bolster Axles Type 1170-2/2

- steering only at the front
- good manoeuvrability when reversing

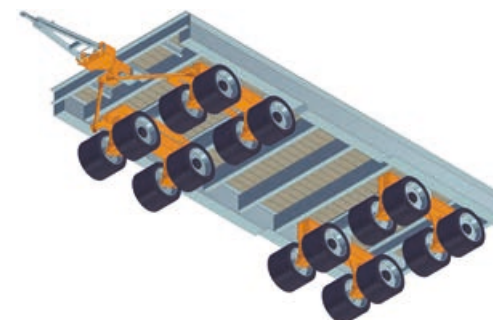


All-Wheel Axle Tree Bed Bolster Steering Type 1170-4

- small turning radius
- reversible drawbar

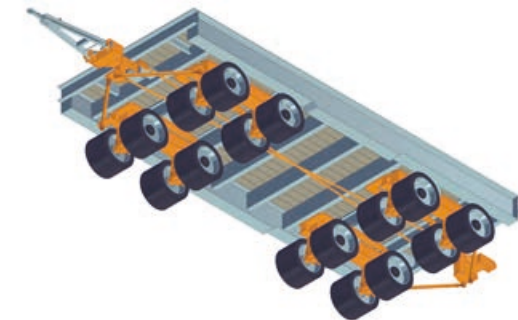
MAFI Heavy-Duty Trailers with axle tree bed bolster steering and mech. axle load balancing for payloads of up to 140 t

The advantage of axle tree bed bolster steering with mechanical axle load balancer is the high level of stability. The eight pendulum axles and the four longitudinal rockers ensure optimal wheel load distribution and low ground pressure.



Four Steered Axle Tree Bed Bolster Steering Type 1190-2/2

- steering only at the front
- good manoeuvrability when reversing



All-Wheel Axle Tree Bed Bolster Steering Type 1190-4

- small turning radius
- reversible drawbar